

BEA-540H

400 Watt



AC input



- ✓ Efficiency up to 85 %
- ✓ Increased interference resistance
- ✓ Designed for continuous operation 24/7
- ✓ Maximum reliability due to high quality components
- ✓ No minimum load required!
- ✓ Safety clip prevents accidental disconnection of mains plug
- ✓ Ball beared and temperature regulated fan with tachometer signal for monitoring
- ✓ International safety approvals

Technical data	
Input voltage	90...264 VAC
Input frequency	47...63 Hz
Input current	6 A (115 VAC) / 3 A (230 VAC)
Inrush current	20 A (115 VAC) / 40 A (220 VAC)
Efficiency	80–85 %
Standby consumption	<1.7 W
Hold up time	>16 ms
Power-Good-Signal	Switch on delay 100...500 ms Switch off delay 1 ms
Protection	Short circuit protection: At each output, switch off / +5V _{sb} , auto-recovery Overload protection: 110...150%, switch off Overvoltage protection: +3.3 V (+3.6...+4.3 V), +5 V (+5.6...+6.5 V), +12 V (+13.2...+15 V)
Insulation voltage	Input / Chassis 3100 VDC Input / Output 4242 VDC
Earth leakage current	<1.5 mA, 250 VAC
Safety / EMC	TÜV, UL, CCC, CE, EN61000-6-2, EN61000-6-4
Temperature	Operating: 0...+70°C / Storage: -20...+80°C
Derating	From +50°C...+70°C, 1 % / °C
MTBF	>262 700 h according to MIL-HDBK-217F at +25°C without fan
Max. operating altitude	5000 m
Humidity	Operating: 10...85 % RH, non-condensing / Storage: 10...90 % RH, non-condensing
Dimensions (WxDxH)	150 x 140 x 86 mm ±0.5 mm
Weight (net)	2.4 kg

Article No.	Output voltage	Output current		Load regulation	Ripple & Noise
		min	max		
BEA-540H	+3.3V	0 A	20 A	±5 %	50 mV
	+5V	0 A	20 A	±5 %	50 mV
	+12V	0 A	30 A	±5 %	120 mV
	-12V	0 A	0.8 A	±5 %	120 mV
	+5V _{sb}	0 A	3.5 A	±5 %	50 mV

Max. output power is 400W, combined output current at +3.3V and +5V must not exceed 40A. Ripple and noise was measured by a 20 MHz oscilloscope with connected 220 µF electrolytic capacitor and 0.1 µF ceramic capacitor at each output.


This power supply is for assembly purposes only and it must not be operated in unassembled condition. The final assembly has to comply with the valid EMC standards.

Optional Accessories

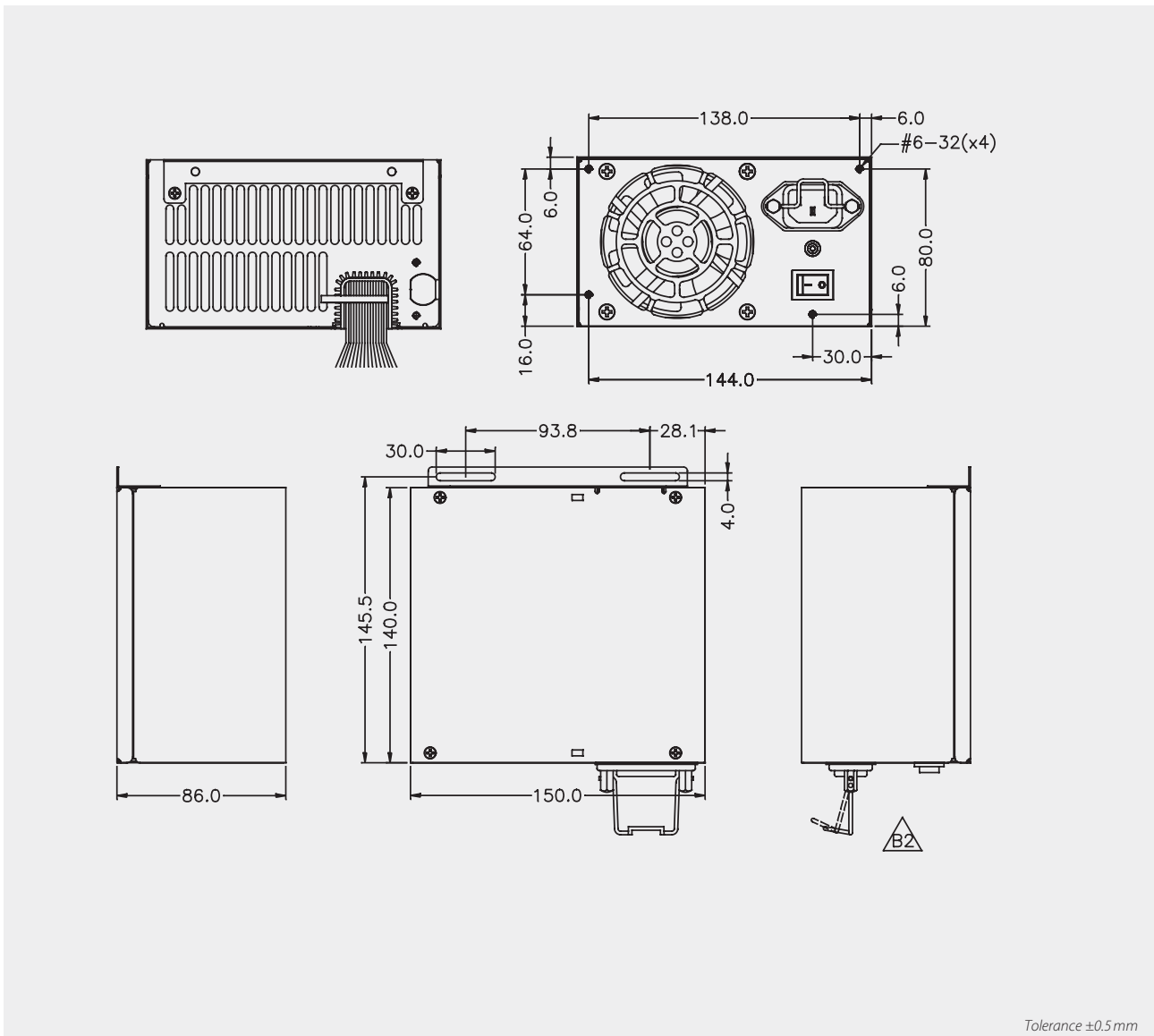
▷▷▷ For detailed information please visit our website www.bicker.de and refer to the article number.

X1-132 | Power cord

With IEC-60320-C13 connector,
length 1800 mm



Drawing BEA-540H



Cable harness BEA-540H

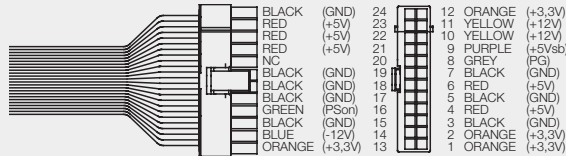
PCI Express 6+2, 500 mm



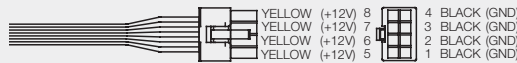
PCI Express 6+2, 500 mm



ATX, 20+4, 550 mm



EPS, 550 mm



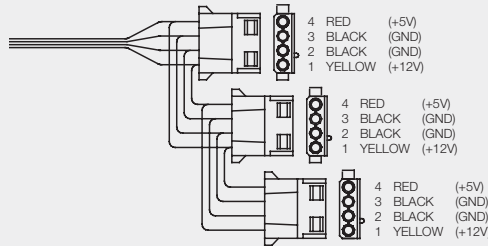
P4, 550 mm



HD, 400 mm

HD, 150 mm

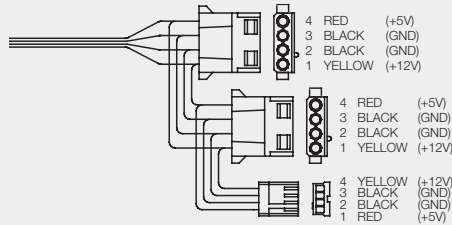
HD, 150 mm



HD, 400 mm

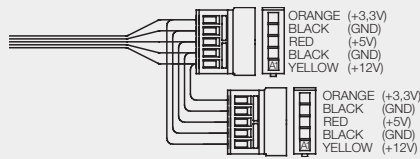
HD, 150 mm

FDD, 150 mm



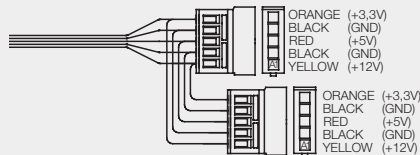
SATA, 450 mm

SATA, 150 mm



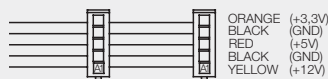
SATA, 450 mm

SATA, 150 mm




SATA 90°, 350 mm

SATA 90°, 500 mm



Fan signal, 580 mm



Tolerance ±20 mm